

ICANN LEGITIMACY

INITIAL FINDINGS OF LEVELS AND PATTERNS

Presentation for GAC

4 November 2019

Hortense Jongen and Jan Aart Scholte

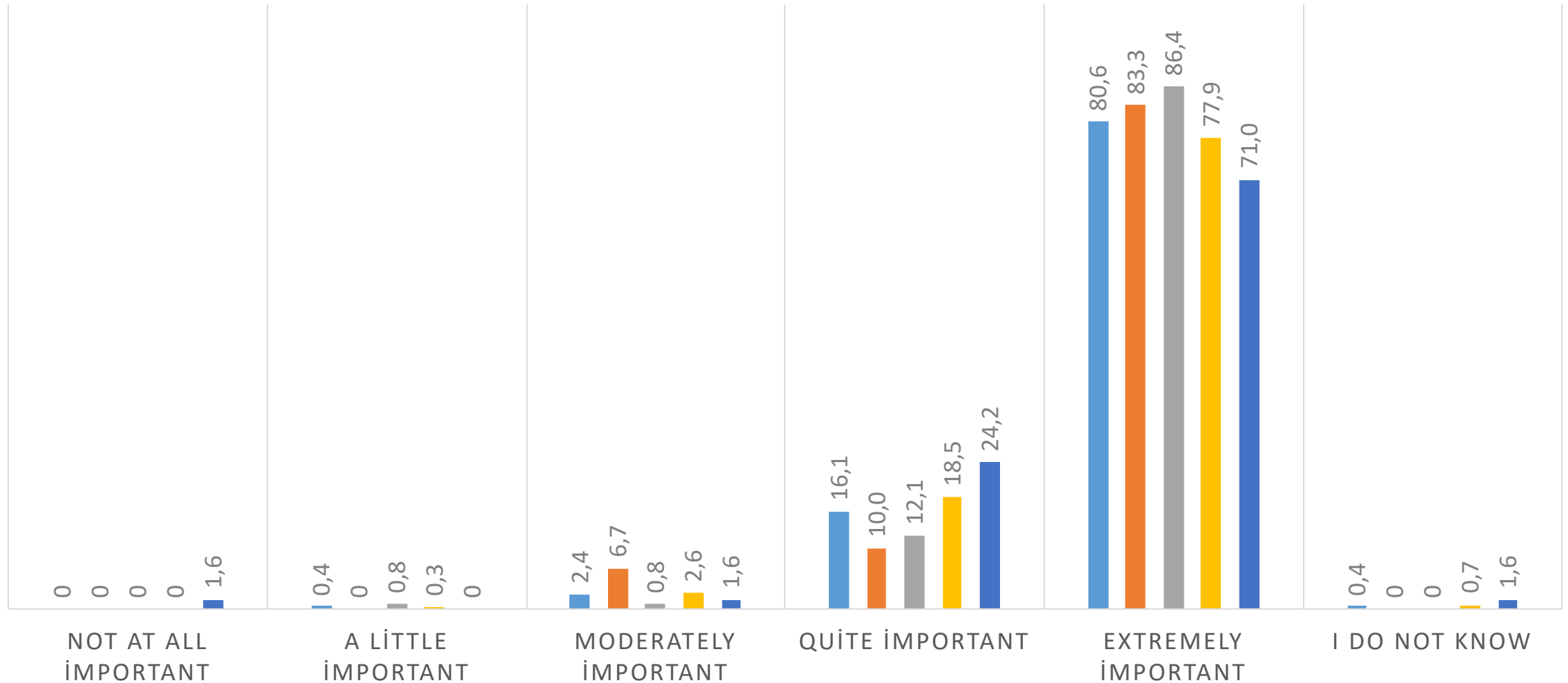
University of Gothenburg

PRESENTATION OUTLINE

1. intro to the study (academic & independent)
2. ICANN's legitimacy: the outside picture
3. ICANN's legitimacy: the inside picture
4. what your constituency finds most/least important at ICANN
5. what your constituency thinks ICANN achieves most/least

LEGITIMACY IS IMPORTANT: YOU THINK SO

■ Total insiders (unweighted) ■ ICANN board ■ ICANN staff ■ ICANN community ■ Informed outsiders



OUR EVIDENCE BASE

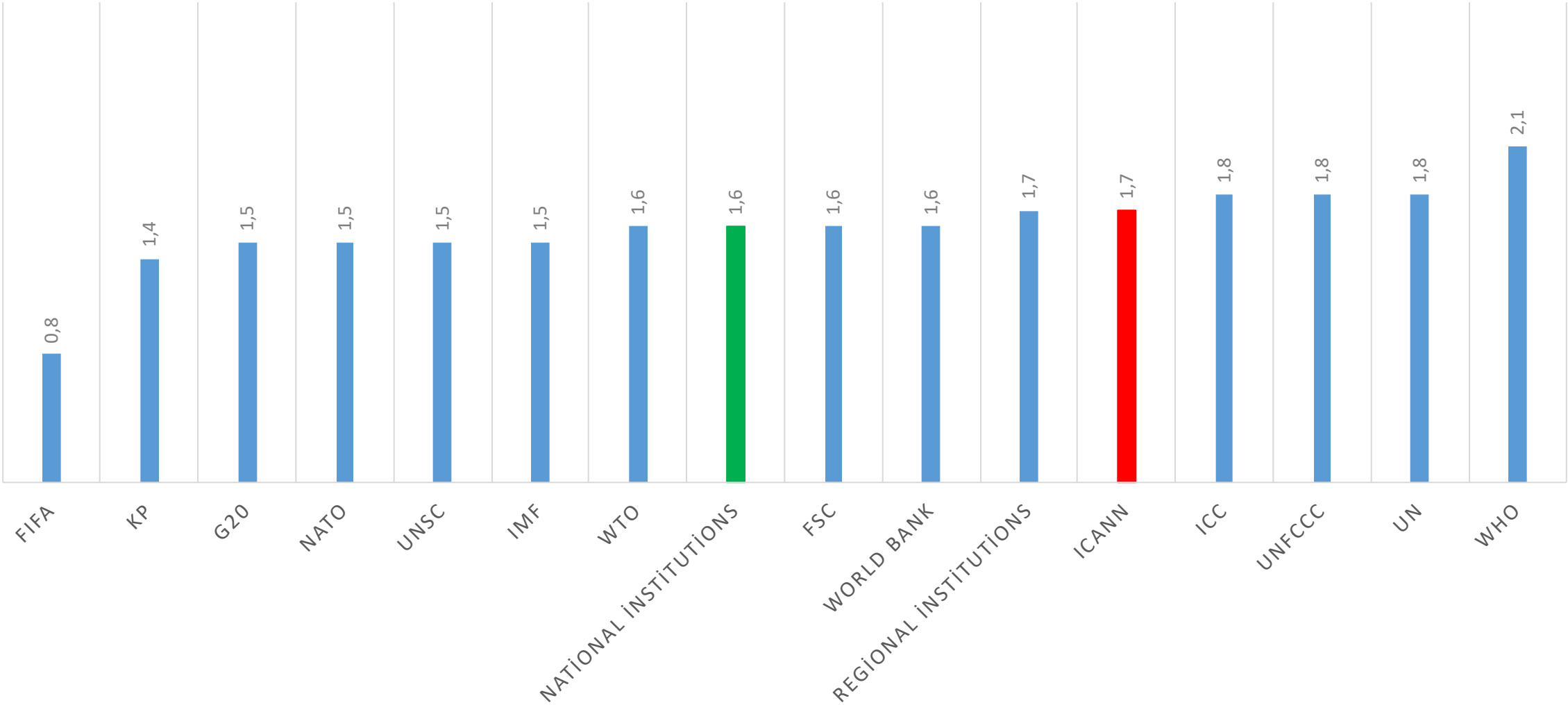
'Insiders'

- ICANN board (30, response rate 100%)
- ICANN community (305, response rate 41.2%)
- ICANN staff/org (132, response rate 72.5%)

'Outsiders'

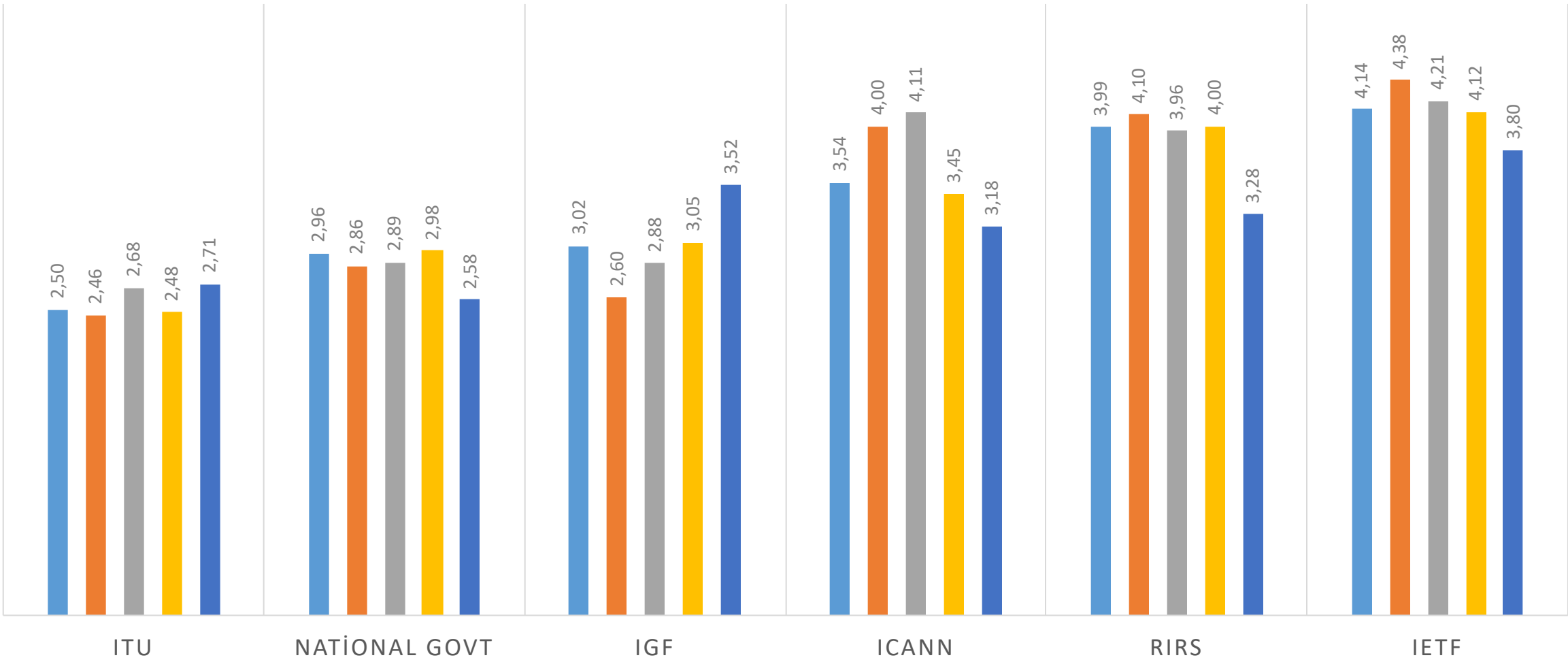
- non-ICANN Internet governance (62, response rate 34.4%)
- general elites around the world (860, response rate 31.8%)
- no public opinion survey (awareness of ICANN too low)

Confidence in Global Governance Institutions among General Elites (Means, 0-3 scale)



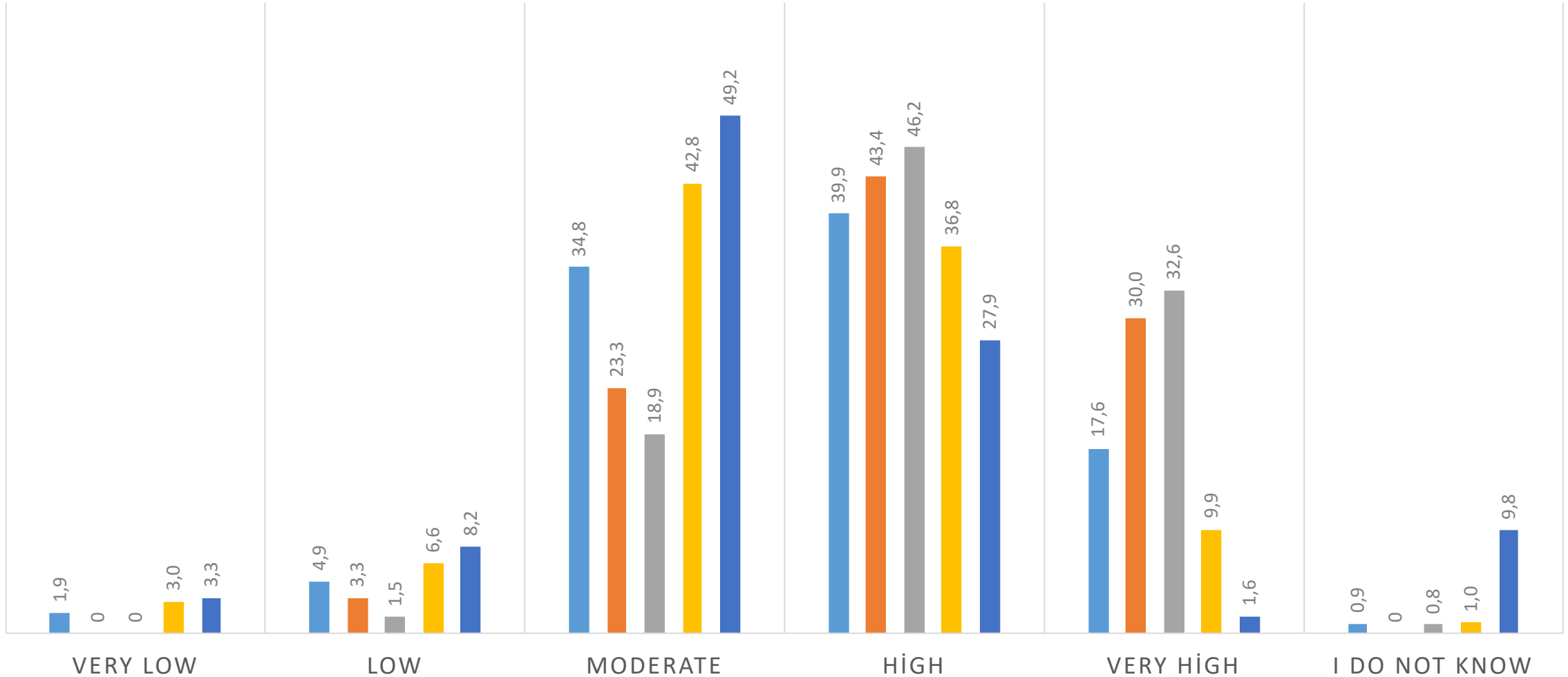
Confidence in Various Internet Governance Organizations (Means, 1-5 scale)

■ Total insiders (weighted) ■ ICANN board ■ ICANN staff ■ ICANN community ■ Informed outsiders

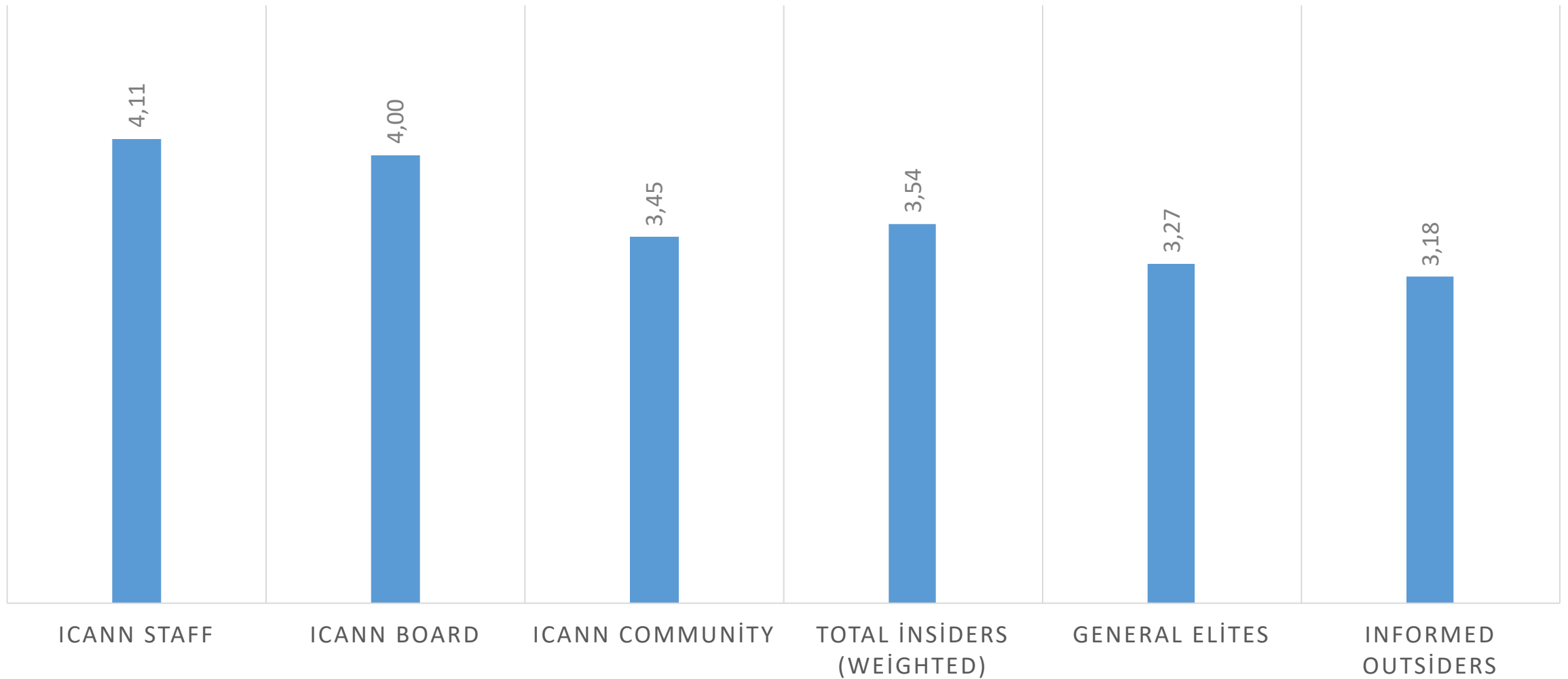


Confidence in ICANN Overall (in %; N=527)

■ Total insiders (unweighted) ■ ICANN board ■ ICANN staff ■ ICANN community ■ Informed outsiders



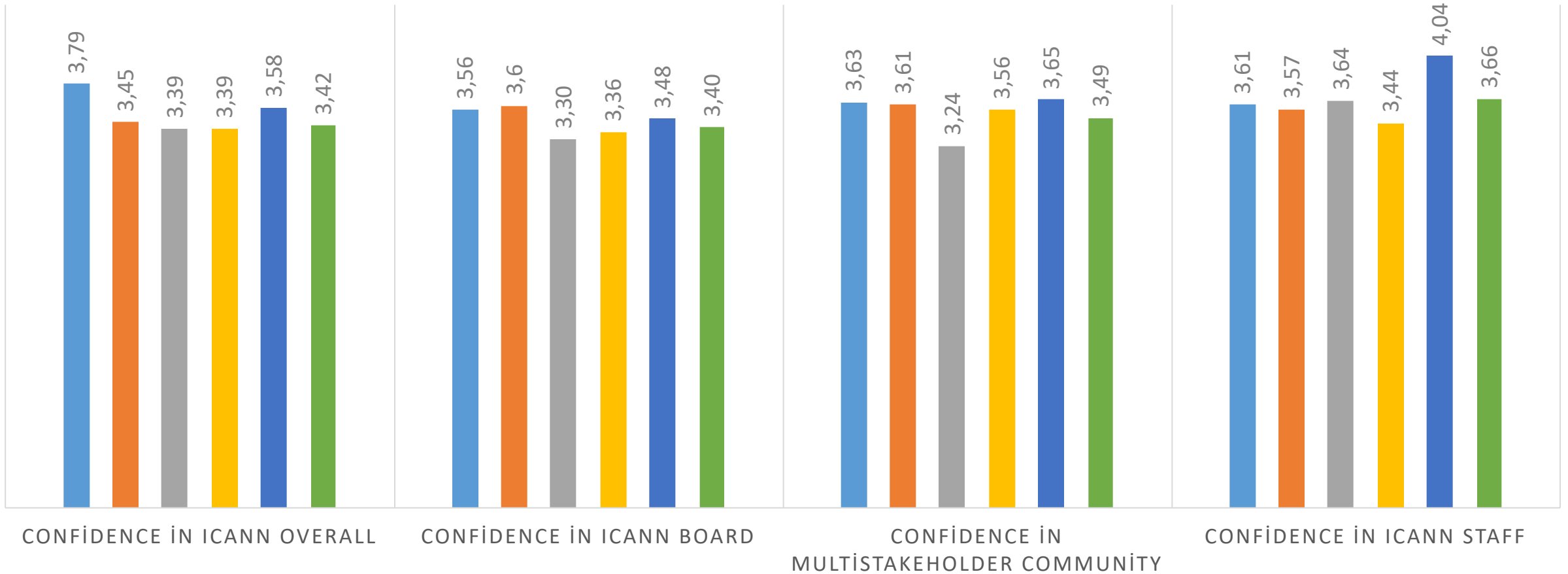
Confidence in ICANN Overall (Means, 1-5 scale; N=527)



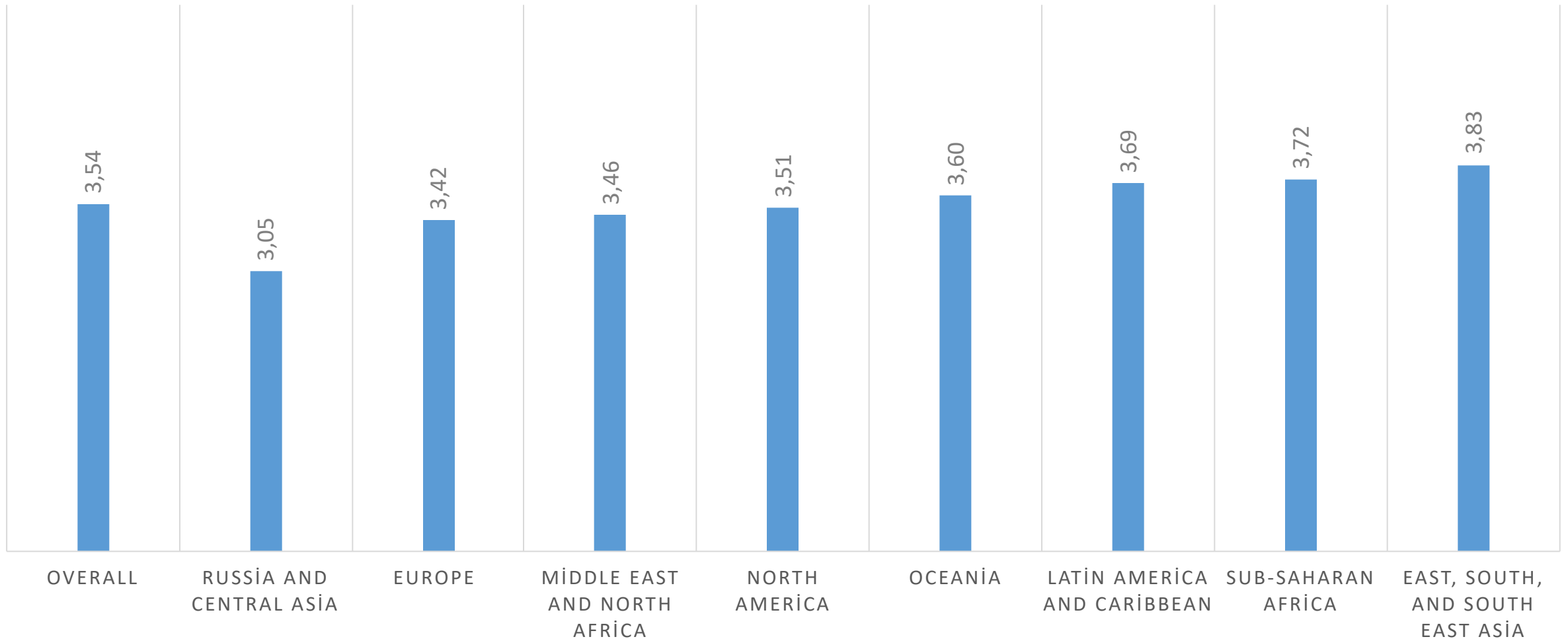
1=very low, 2=low, 3=moderate, 4=high, 5=very high

Confidence in ICANN by Stakeholder Group (Means, 1-5 scale)

Academia Business: DNI Business: Other Civil Society Government Technical Community



Confidence in ICANN by Region (Means, 1-5 scale)



Confidence in ICANN by Social Group

- almost no variation in average confidence by gender: 3.56 for men and 3.48 for women
- little variation by age group, with 0.25 separating the highest (3.66 for 51-60 band) from the lowest (3.41 for under 30s)
- native English speakers give lower average confidence (3.43) than persons with medium-to-no English (3.53)
- The largest social group variation occurs by race, with lowest average among whites (3.44), middle for black/African descent (3.76) and highest average among Hispanics (4.05)

WHAT PRINCIPLES YOUR CONSTITUENCY CARES ABOUT AT ICANN (MEANS, SCALE 1-5)

1. promote technical stability (4.98 – overall 4.87)
2. transparency (4.90 – compared with overall community average 4.86)
3. accountability (4.90 – overall 4.64)
4. promote technical security (4.90 – overall 4.75)

12. promote competition in the DNI (4.06 – overall 3.84)
13. promote human rights in the DNS (3.92 – overall 3.53)
14. promote human rights in ICANN operations (3.81 – overall 3.74)
15. promote democratic values in wider society (3.51 – overall 3.12)

WHAT PRACTICES YOUR CONSTITUENCY RATES AT ICANN (MEANS, SCALE 1-5)

1. technical stability (4.49 – compared with overall average 4.35)
2. technical security (4.34 – overall 4.19)
3. takes decisions on best available expertise (4.08 – overall 3.62)
4. opportunities for stakeholder participation (3.82 – overall 3.82)

12. promotion of democracy in the DNS (3.32 – overall 3.19)
13. promotion of human rights in ICANN operations (3.32 v. 3.15)
14. promotion of democratic values in wider society (3.12 – overall 2.80)
15. promotion of fair distribution costs and benefits DNI (3.03 v. 2.86)

NEXT STEPS

- This presentation has only covered descriptives: levels and patterns of legitimacy toward ICANN.
- Next we need to develop explanations: what makes the legitimacy beliefs have those levels and patterns?
- Drawing on these explanations we could think about what kinds of reforms could raise legitimacy beliefs higher.
- If interested we can report on these issues at ICANN67 Cancun.